


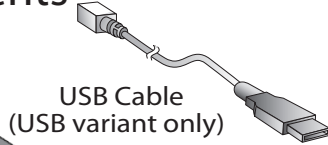


Thank you for purchasing an XBee-PRO® 900HP RF Modem

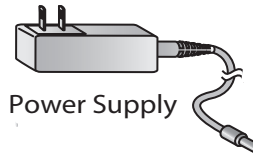
1 Verify Contents



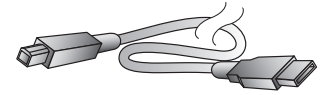
900HP RF Modem



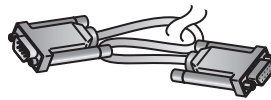
USB Cable (USB variant only)



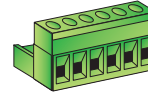
Power Supply



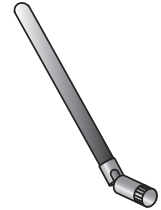
Mini USB Cable (RS-232 and RS-485 variants only)



DB9 Cable (RS-232 variant only)



Phoenix Connector (RS-485 variant only)



Antenna RPSMA

2 Symbols on the RF Modem



RSSI LEDs



Reset Button



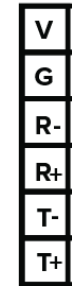
RS-232 Serial Port

A·T·R

I/O LEDs
Red - Association
Green - Transmit from Host
Yellow - Receive from Host



Switch 1-Termination for 2-wire configuration
Switch 2-Termination for 4-wire configuration



RS-485 Serial Port



Commissioning Button



Power Supply (7-30 VDC)



Antenna Port



USB Port

3 Download the Getting Started Guide

To get started with your kit please go to: www.digi.com/900HPRFModem

If you require technical assistance, please don't hesitate to contact us:

Phone: 866-765-9885 toll-free in U.S. and Canada
801-765-9885 worldwide

Email: tech.support@digi.com

Online Support Request: www.digi.com/support/eservice/login.jsp



90002199-88 A